




Our Best Picture Book 2024

Reading the shortlisted books at home

Adoette by Lydia Monks



The Our Best Picture Book shortlisted books are for you and your child to read and enjoy together. So, find a comfortable and quiet place to either read the book to your child or with them 😊

The main thing is that you have fun! You can discuss the pictures, enjoy the story and predict what might happen next! Use some of the prompts, questions and activities below to make the most of having this exciting new book at home to share together!

Before you start reading the book together...

- Read the title and author.
- Talk about the cover. E.g. What can you see?
- What do you think this book might be about?
- Read the blurb on the back of the book

During reading...

- Talk about the pictures.
- What do you think is happening?
- What do you think might happen next?

After reading...

- Was the story what you expected it to be about?
- What have you learned from reading this book?
- What did you like and not like about this book?

Some questions you can ask your child about this book...

- Who or what is Adoette?
- 'People started to complain about Adoette.' Why do you think people might want Adoette gone?
- Follow the journey of the girl in red, from a tiny baby in the inside cover to an old lady at the end. Can you spot her on each page?
- How did the page where Adoette was cut down make you feel?
- What do the people on Adoette's street do after she has gone to make their street 'a happy place once more'?

Praise your child...

- Great idea!
- Wow! You really understood that!
- Good question!

Follow up activities to try at home...

- You can see some animals living in Adoette in the book. Trees are very important habitats for wildlife. What else might live in an old oak tree like Adoette? Make a list or draw a picture.
- Create a poster inspiring people to keep trees safe.

Here is a link to the author reading this book for you to watch together:






Our Best Picture Book 2024

Reading the shortlisted books at home

Hamster Heroes by Peter Bently



The Our Best Picture Book shortlisted books are for you and your child to read and enjoy together. So, find a comfortable and quiet place to either read the book to your child or with them 😊

The main thing is that you have fun! You can discuss the pictures, enjoy the story, predict what might happen next and use different voices for the characters! Use some of the prompts, questions and activities below to make the most of having this exciting new book at home to share together!

Before you start reading the book together...

- Read the title and author.
- Talk about the cover. E.g. What can you see?
- What do you think this book might be about?
- Read the blurb on the back of the book.

During reading...

- Talk about any new words or interesting words.
- Talk about the pictures.
- How do the characters feel?
- What do you think might happen next?

After reading...

- What was the story about?
- Why do you think...happened?
- What did you like or not like about this book?

Some questions you can ask your child about this book...

- We meet some hamsters with great names in the book like Superham, Spiderham and The Bulk. What would your superhero name be?
- Do you have a favourite superhero? They can be from any book, TV show or film series.
- If you were a superhero, what would your superpower be?
- What animals do you think would make the best superheroes?
- Hamsters love broccoli. What is your favourite kind of food?

Praise your child...

- Great idea!
- Wow! You really understood that!
- I like how you...

Follow up activities to try at home...


- Draw your pet or you as a superhero!
- Play superheroes! Imagine you are a superhero and someone else is the villain. Will you be able to stop them taking over the world?

Here is a link to the author reading this book for you to watch together:





Our Best Picture Book 2024 Reading the Shortlisted Books at Home Meet the Weather by Caryl Hart



The Our Best Picture Book shortlisted books are for you and your child to read and enjoy together. So, find a comfortable and quiet place to either read the book to your child or with them 😊

The main thing is that you have fun! You can discuss the pictures, enjoy the story and think about what you both want to find out about weather! Use some of the prompts, questions and activities below to make the most of having this exciting new book at home to share together! Please remember to return the book to school so that other families can also enjoy reading this book together.

Before you start reading the book together...

- Read the title and author.
- Talk about the cover, e.g. What can you see? What do you think this book might be about?
- Read the blurb on the back of the book.

During reading...

- Talk about any new words or interesting words.
- Talk about the pictures.
- What do you think the little girl is thinking or feeling?
- What do you think it would be like to ride in a hot air balloon?

After reading...

- What types of weather were there in the book?
- What did you learn about each of the different types of weather?
- Which do you think is more powerful – the tornado or the lightning? Why?
- Which type of weather would you want to visit in a hot air balloon?
- What have you learned from reading this book?

Some things that you can talk about with your child...

- What is the weather like today? Do you think it will change later? How is this different to yesterday?
- What month is it? What season is it? What is the weather like in autumn/winter/spring/summer?

Praise your child...

- Great idea!
- Wow! You really understood that!
- Good question!
- I like how you...

Follow up activities to try at home...

- Try to spot different types of weather this week/month.
- Have a look at the [Met Office Learning](#) section which has information and activities about weather and climate change for children.

Here is a link to the author reading this book for you to watch together:






Our Best Picture Book 2024

Reading the shortlisted books at home

Stop! That's Not My Story

by Smriti Halls



The Our Best Picture Book shortlisted books are for you and your child to read and enjoy together. So, find a comfortable and quiet place to either read the book to your child or with them 😊

The main thing is that you have fun! You can discuss the pictures, enjoy the story, predict what might happen next and use different voices for the characters! Use some of the prompts, questions and activities below to make the most of having this exciting new book at home to share together!

Before you start reading the book together...

- Read the title and author.
- Talk about the cover. E.g. What can you see?
- What do you think this book might be about?
- Read the blurb on the back of the book.

During reading...

- Talk about any new words or interesting words.
- Talk about the pictures.
- What do you think is happening?
- How does the main character feel?

After reading...

- What was the story about?
- What happened after/at...?
- Why do you think...happened?
- What did you like or not like about this book?

Some questions you can ask your child about this book...

- How many different stories do you recognise in this book?
- There are many different characters in the stories. Who would the characters be if you were in a story?
- The girl in the story finds this book on a shelf of other books. Where can you find books you like to read?
- The girl in this story is not happy with the adventures she reads about. What kind of story would you like to be in, what might happen? Is it an adventure, a mystery, something magical or scary?
- There are lots of different story worlds to explore in this book shown in the illustrations. Draw or write about a magical world you would like to explore.

Praise your child...

- Great idea!
- Good question!
- I like how you...

Follow up activities to try at home...

- Visit the library and find a new book that is set in a different magical world – enjoy reading!
- Act out or write YOUR story!

Here is a link to the author reading this book for you to watch together:






Our Best Picture Book 2024

Reading the shortlisted books at home

Sunny and the Birds

by Wendy Meddour



The Our Best Picture Book shortlisted books are for you and your child to read and enjoy together. So, find a comfortable and quiet place to either read the book to your child or with them 😊

The main thing is that you have fun! You can discuss the pictures, enjoy the story, predict what might happen next and use different voices for the characters! Use some of the prompts, questions and activities below to make the most of having this exciting new book at home to share together!

Before you start reading the book together...

- Read the title and author.
- Talk about the cover. E.g. What can you see?
- What do you think this book might be about?
- Read the blurb on the back of the book.

During reading...

- Talk about any new words or interesting words.
- Talk about the pictures.
- What do you think is happening?
- How do the characters feel?
- What do you think might happen next?

After reading...

- What was the story about?
- What happened after/at...?
- What are you thinking having now read this book?
- What did you like or not like about this book?

Some questions you can ask your child about this book...

- Do you recognise any of the birds in this book from your own garden or the park?
- What kinds of things can you put on bird tables and in bird feeders to encourage birds to visit?
- Why do you think Daddy is sad at the beginning of the book?
- We don't know which country Sunny and Daddy came from but how many countries can you think of where people come from to make a new home in Britain?
- Instead of a teddy bear, what does Sunny take to bed to cuddle at night?

Praise your child...

- You have really considered how someone else feels.
- Great idea!
- Wow! You really understood that!
- I like how you...

Follow up activities to try at home...

- For 10 minutes, count how many birds come into your garden or that you see at the park.
- Create your own binoculars using toilet rolls and look for birds – what birds can you name?

Here is a link to the author reading this book for you to watch together:





Our Best Picture Book 2024

Reading the shortlisted books at home

The Girl Who Loves Bugs

by Lily Murray



The Our Best Picture Book shortlisted books are for you and your child to read and enjoy together. So, find a comfortable and quiet place to either read the book to your child or with them 😊

The main thing is that you have fun! You can discuss the pictures, enjoy the story, predict what might happen next and use different voices for the characters! Use some of the prompts, questions and activities below to make the most of having this exciting new book at home to share together!

Before you start reading the book together...

- Read the title and author.
- Talk about the cover. E.g. What can you see?
- What do you think this book might be about?
- Read the blurb on the back of the book.

During reading...

- Use different voices for the different characters.
- Talk about any new words or interesting words.
- Talk about the pictures.
- How do the characters feel?
- What do you think might happen next?

After reading...

- What did you find most interesting about this book?
- Why do you think...happened?
- What have you learned from reading this book?
- What are you thinking?

Some questions you can ask your child about this book...

- Do you love bugs like Evie, or is there another kind of creature that you like more?
- Do you have a favourite or a least favourite bug?
- If you could be a bug, what would you be?
- How do you think your family would react if they found bugs in their food?
- At the end of the story we see an older version of Evie as an explorer, living her dream and surrounded by bugs. What job would you like to do when you're older?

Praise your child...

- Great idea!
- Wow! You really understood that!
- Good question!
- I like how you...

Follow up activities to try at home...

- Go bug hunting! Take a look outside in the playground, garden, park or on your walk to school to see what bugs you can find. Make a list of the bugs you find and where you find them.
- Make a bug house using recycled materials and found items from outside, or ask to build one in your school playground! There are a couple of activities in the back of the book!

Here is a link
to the illustrator
reading this book
for you to watch together:

